



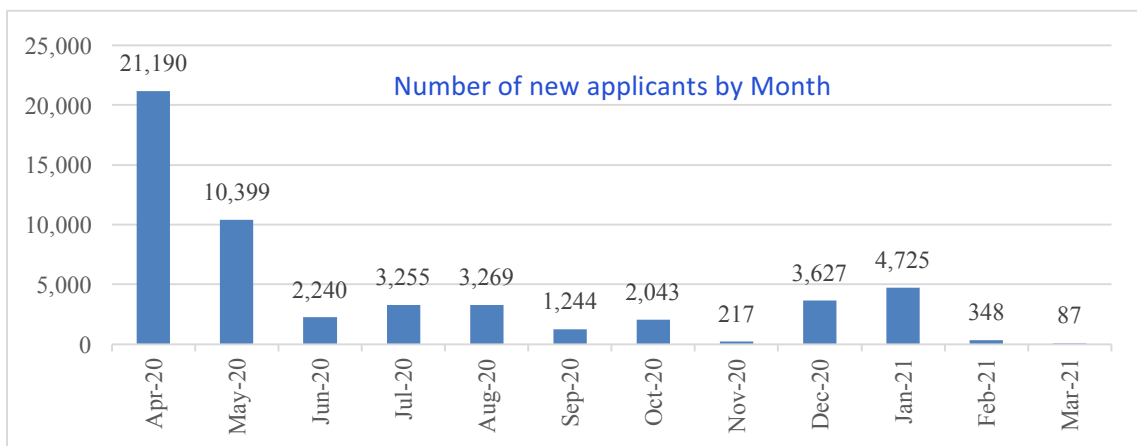
**Summary of Income Support Relief Kidu Granted over the Last One Year  
 (April 2020 – March 2021)**

**23 April 2021**

\*\*\*\*\*

**Applications**

- 52,644 individuals applied for the Druk Gyalpo’s Relief Kidu in the last one year (14<sup>th</sup> April 2020 – 31<sup>st</sup> March 2021). 40% had applied in the first month itself.
- Individuals were required to re-apply in each phase. Over 75% of the applicants from each phase have re-applied in the subsequent phases. Phase III, which initially covered October, November and December 2020, was extended for another 3 months till March 2021 without the need for re-application to provide immediate relief during the second national lockdown.
- 18,867 individuals or 35.8% of the total had applied in all phases. 14.7% had applied in only Phase I, 5% in only Phase II, and 9.8% in only Phase IV<sup>1</sup>.
- The number of new applicants had dropped to 217 in November 2020, increasing to 3,627 in December 2020 and further to 4,725 in January 2021 during the second lockdown. There were only 87 applicants in March 2021.

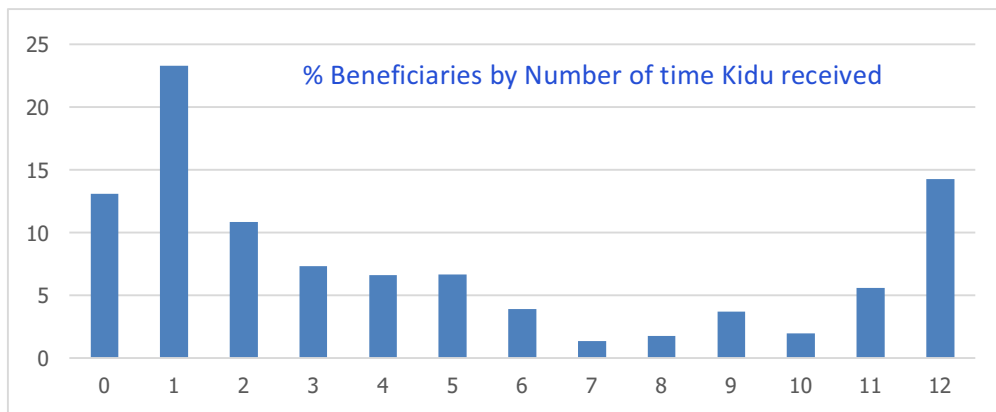


<sup>1</sup> For purposes of analysis and consistency, the period from January – March 2021 was treated as Phase IV and all those who applied in Phase III (October – December 2020) were treated as having re-applied in Phase IV.

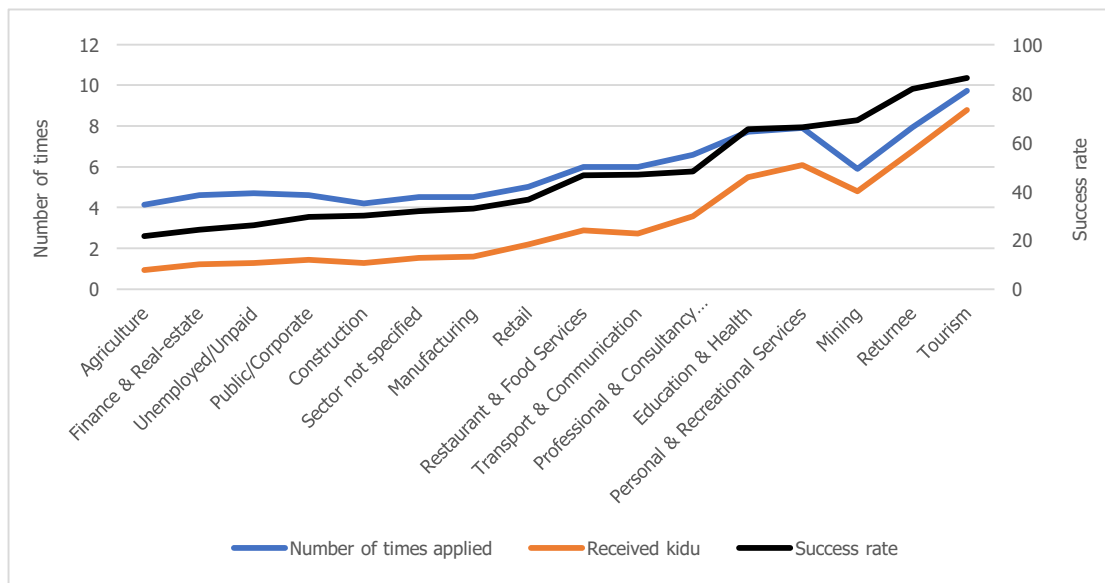


## Outcomes

- Of the 52,644 applicants, 45,766 accounting for 86.9% of the total, received Kidu at least once. A substantial proportion of them received lockdown support Kidu. 14.2% of the total applicants received Kidu for all 12 months while 23.3% received Kidu once and 10.8% received Kidu twice.



- The ratio of number of months a person has received Kidu over the number of months they have remained active (i.e. applied in a phase and not withdrawn), referred to here as the success rate, is the highest for employees working in the tourism sector (86.2%) followed by returnees (81.8%). The average number of times persons working in the mining sector applied for Kidu is low at around 5.9 as compared to 7.9 for the other two sectors. These were mainly people working in the boulder export which was heavily affected during the initial months of the pandemic.





འབྲུག་རྒྱལ་པོའི་རྒྱུ་གསོའི་སྦྱིད་སྲུག།  
DRUK GYALPO'S RELIEF KIDU



- 6,878 applicants or 13.1% did not receive Kidu at all. Of those who did not receive Kidu even once, the majority had applied only in Phase I. A vast majority of these applicants included the self-operated retail business owners, tour operators, and people working in transport and communication, construction, and restaurant and food services. Since there was some confusion on the coverage of the Relief Kidu and the Kidu amount was not announced until the end of April 2020, it is likely that these individuals applied expecting compensation for their business income losses. Most of these applicants have not re-applied.

### Amount

- Nu. 2.25 billion has been granted as Kidu for DGRK applicants. The highest increase in Kidu disbursement was observed in August 2020 and January 2021 which saw an increase of 71.9% and 84.9%, respectively, because of the grant of the lockdown support Kidu.
- The Kidu amount includes child support Kidu of Nu. 70.89 million which accounted for about 3% of the total Kidu granted in the last one year. Child support Kidu was granted to 9,614 applicants (18.3% of the total applicants) covering a total of 15,464 children. Among them, the majority i.e. 53% of them had one child while 35.2% had two children. Around 6,000 children were supported each month.

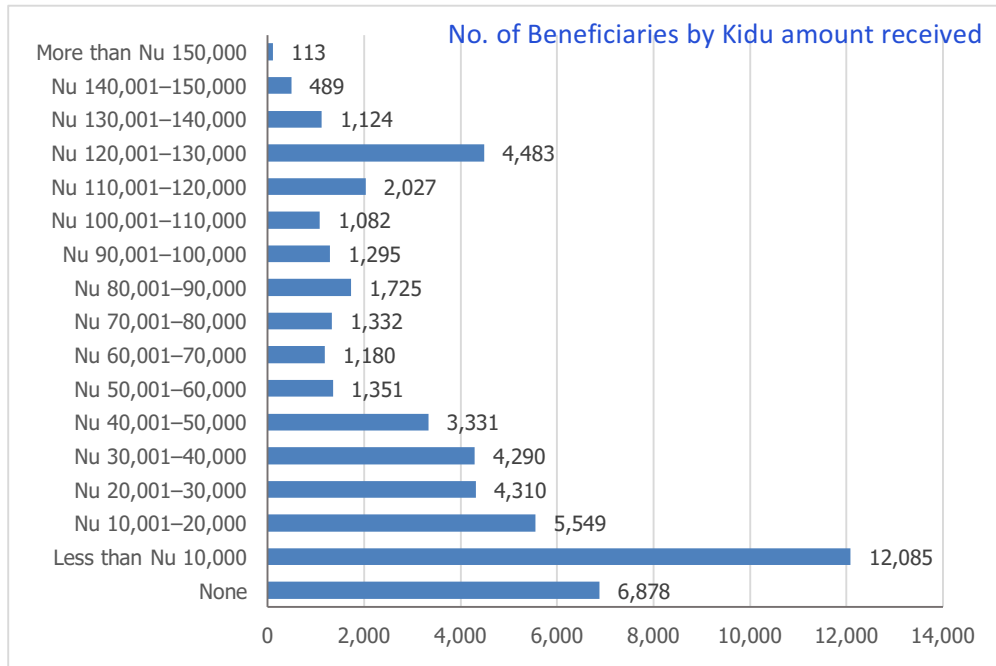
	Number of Applications (cumulative within a phase)	Number of Beneficiaries (cumulative within a phase)	Beneficiaries as % of Applicants	Total Kidu (Nu in million)	Child support Kidu (Nu in million)
April	21,190	16,198	76.4	182.19	6.95
May	31,589	23,441	74.2	241.58	9.84
June	33,829	24,819	73.4	256.55	10.31
July	22,190	14,261	64.3	132.87	4.46
August	28,328	27,143	95.8	228.43	4.84
September	30,300	16,731	55.2	155.92	4.91
October	22,191	14,442	65.1	136.73	4.46
November	23,256	14,814	63.7	140.40	4.61
December	31,300	17,990	57.5	164.36	4.88
January	39,364	37,717	95.8	303.94	5.12
February	39,850	16,504	41.4	155.37	5.25
March	39,972	16,510	41.3	155.37	5.27
<b>TOTAL</b>				<b>2,253.70</b>	<b>70.89</b>



འབྲུག་རྒྱལ་པོའི་རྒྱུ་གསོའི་རྒྱུ་རྒྱུག།  
DRUK GYALPO'S RELIEF KIDU



- By amount, 9,339 individuals have received Nu. 100,000 or more as of March 2021. This included child allowance if they had children.



\*\*\*\*\*